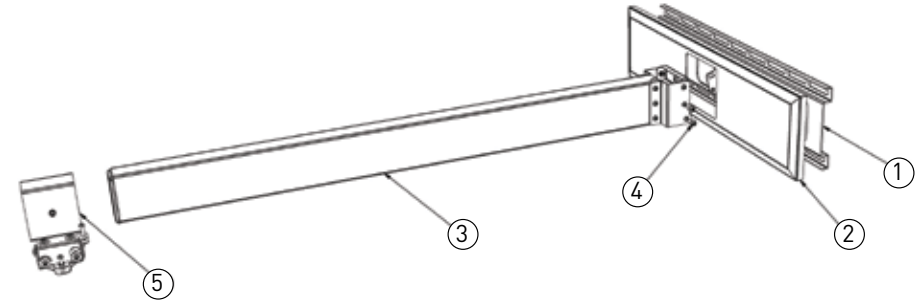

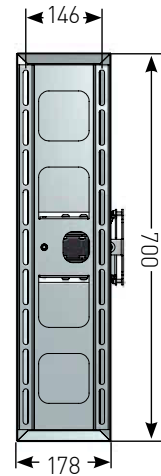
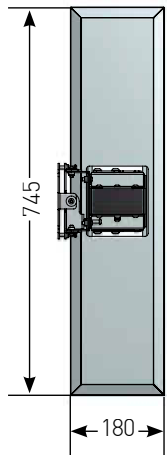


2C141 & 2C142 Teach IT (Wall)



(Top View)



2C141 & 2C142 Teach IT (Wall)

Short Throw Projector Mount for use with interactive whiteboards.
Universal mounting points.

Instructions

1. Fix back plate (1) (using appropriate fasteners) to wall
2. Push back plate cover (2) onto back plate
3. Screw projector arm (3) onto back plate using M6 x 16 screws
4. Slide projector mount assembly (5) onto projector arm

Warning

- Installation by qualified personnel only
- Use fittings suitable for installation site
- Projector should not exceed 10kg

Product Code	A (mm)	Colour	Max Projector Weight (kg)	Shipping Size (l x w x d) (mm)
2C141	1275	White	10kg	1280 x 310 x 130
2C142	1560	White	10kg	1630 x 310 x 130

All dimensions in mm
Measurement Tolerance : +/- 5mm